

SEWER POPPER™

CLEANOUT AND RELIEF VALVE

FEATURES & BENEFITS

WHY YOU SHOULD CHOOSE SEWER POPPER™

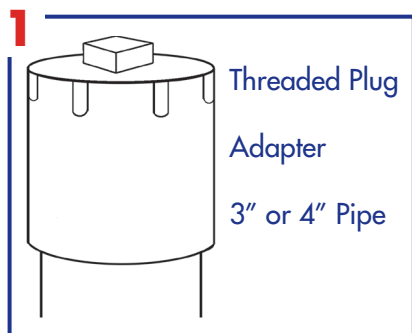


PART NO.	DESCRIPTION	CTN QTY
S62304	3" x 4" Sewer Popper™	6

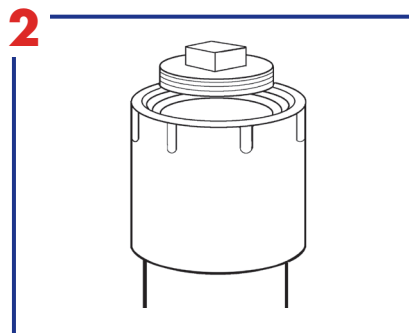
- Automatic pop-up releases sewage overflow outside the house
- Prevents thousands of dollars in property damages
- Eliminates health hazards associated with sewage overflow
- Vandal and tamper-resistant center
- Threaded for 3" or 4" pipe or tapped together
- Constructed of white PVC
- Threaded unit can be used with PVC or ABS tapped together
- For cast iron pipe, use standard no hub clamp
- Meets Southern Building Code Section 301.10, Principle No.10
- Patent No. 5,209,257

3 SIMPLE STEPS

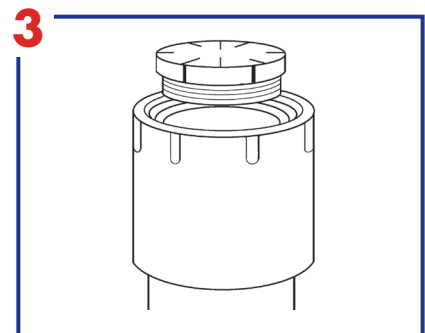
INSTALLATION OF SEWER POPPER™



Locate the outdoor main sewer cleanout nearest the structure.



Remove the existing threaded plug.



Hand tighten the Sewer Popper in place of the plug.

00725-01



JSC South
3249 Moody Parkway
Moody, AL 35004
Phone 800-355-6637
Fax 800-462-6991

JSC North
50 Keystone Blvd. East
Pottsville, PA 17901
Phone 800-325-8999
Fax 866-922-0076